



## Accommodation Sheet

### General information

Accommodation name	Hotel Granducato
Typology	Hotel
Address	Via delle Lettere, 62
City	Montepulciano (SI)
Contacts	Tel. +39 0578758610 <a href="mailto:granducato@lenni.it">granducato@lenni.it</a>
Website	<a href="http://www.hotelgranducato.it/en">http://www.hotelgranducato.it/en</a>
WCAG 2.1 compliant accessible website	NO
Online bookings	YES
Short description	The Hotel Granducato di Montepulciano is located near the centre, just 200 metres from the Renaissance historic centre of Montepulciano and overlooks the valley below, allowing you to enjoy a unique panorama.

TESTED AND REVIEWED BY: [Handy Superabile Social Promotion Association](#) in 2024

**Please note** The following information refers to the date of verification shown at the bottom of each sheet. The Association is not responsible for any significant changes made by the property after the visit.





## Summary

Accommodation sheet .....	1
General information .....	1
Arrival at the property.....	3
How to reach the property.....	3
Pathway from the private/public car park to the entrance .....	3
Entrance to the structure.....	4
Hall - Reception .....	5
Rooms/apartments .....	6
Rooms/apartments adapted for guests with reduced mobility.....	6
Toilet facilities in the guest room for guests with reduced mobility.....	8
Bar/restaurant .....	10
Internal pathways and common services .....	11
Internal pathways.....	11
Medical practices/healthcare facilities.....	11





## Arrival at the property


### How to reach the property

By car	<p>from the north - exit the A1 motorway - Valdichiana-Bettolle (N.28), up to Torrita (5 Km), and then continue to Montepulciano (8 Km).</p> <p>From the south - exit A1 Chiusi-Chianciano Terme (N.29), continue towards Chianciano Terme (7 km), from here to Montepulciano (10 km).</p>
By train	
Nearest station	Chiusi train station 22 km away
Assistance service for people with disabilities	YES

### Pathway from the private/public car park to the entrance

Presence of private parking	YES
Type of flooring of the private parking lot	asphalt
Presence of parking space reserved for people with disabilities in the private parking lot	YES
Describe the route from the car park to the entrance and any critical issues	Through a ramp
Distance from parking to entrance	10 m





### Entrance to the structure

There is an accessible entrance	YES main entrance
How to access the structure	<input checked="" type="checkbox"/> via ramp single length 820 cm, width 105/165 cm, slope 13 %
Type of entrance door	Automatic
Useful width of door/entrance gate	Above 90 cm
There are indicators and tactile maps	NO







### Hall - Reception

How to reach it from the entrance	flat
Reception desk height	bench over 100 cm
Presence of multilingual staff	YES
Type of information material	<input type="checkbox"/> YES with maps/tactile signals <input checked="" type="checkbox"/> YES with brochure
Initial assistance is provided for visitors with disabilities	<input checked="" type="checkbox"/> YES with orientation tour of the structure





	<input type="checkbox"/> YES with room accompaniment <input type="checkbox"/> YES with porter service
The following aids are provided for visitors with disabilities	<input type="checkbox"/> manual wheelchair <input type="checkbox"/> Crutches <input type="checkbox"/> Comfortable shower chair
The staff followed a training course on welcoming people with different disabilities	NO
	



## Rooms/apartments

### Rooms/apartments adapted for guests with reduced mobility

Number and type of rooms/apartments equipped/usable by people with reduced mobility	<input checked="" type="checkbox"/> double rooms    Num . 4
Room access	<input checked="" type="checkbox"/> by elevator    Door width    80 cm, cabin width    110    cm, cabin depth 139    cm, height of the highest button keypad    126 cm , tasti in rilievo/braille





	
Type of entrance door	with lever handle
Usable width of entrance door	76 cm
Bed type and height	single beds 48 cm high
Free spaces on the sides of the bed	left 85 cm right 85 cm frontal Above 100 cm
Cabinet Type	with doors
Free space under the desk	60 cm
In-room options are available	<input checked="" type="checkbox"/> safe <input checked="" type="checkbox"/> minibar <input type="checkbox"/> Water Kettle <input type="checkbox"/> Iron





### Toilet facilities in the guest room for guests with reduced mobility

Access to the premises	flat
Usable width of the entrance door	76 cm
Type of door	with inwardly opening door
Toilet height	50 cm
Toilet seat with open front tooth	NO
Support handles	on both sides
Flexible shower on the side of the toilet	NO
Free space on the sides of the toilet	left Above 100 cm right 25 frontal Above 100 cm
Electric doorbell/telephone on the side of the toilet	YES
Washbasin with space underneath for wheelchair approach	64 cm
Height from the ground lower edge mirror	112 cm





<p>Accessible shower available for guests with reduced mobility</p>	<p>YES flush with the floor</p>
<p>Type of shower</p>	<p>open type</p>
<p>Shower chair</p>	<p>Wall-mounted</p>
<p>Support handle</p>	<p>YES</p>
<p>Presence of shower head or sliding rails</p>	<p>latch</p>
<p>Electric doorbell/telephone on the side of the shower</p>	<p>NO</p>





## Bar/restaurant

Type of venue	Bar
Access to the premises	<input checked="" type="checkbox"/> flat
Useful width of door/entrance gate	Above 90 cm
Bar counter height	116 cm
Types of tables	with central support
Space under floor tables	Not detected
Availability of foods for celiacs	On request
Availability of high chairs for babies	NO
There are toilets that can be used by a guest with reduced mobility (see "accessible toilets in the internal paths and common services)	NO





## Internal pathways and common services

### Internal pathways

Indicate whether the paths connecting with the common areas are flat or with ramps or steps, in addition to those already described	Entrance (Hall) flat Main restaurant flat Rooms via elevator Door width 80 cm, cabin width 110 cm, cabin depth 139 cm, highest button height Keypad 126 cm, embossed/braille keys
From the visited room to the common areas there are maps and tactile signs for the blind	NO

## Medical practices/healthcare facilities

Hospitals near the property	Valdichiana Hospital – Nottola Tel +39 0578 713111  Emergency Room c/o Nottola Hospital yellow code Tel +39 0578 713471 Triage Tel +39 0578 713284
Any dialysis facilities	VALDICHIANA NOTTOLA HOSPITAL IN MONTEPULCIANO Garosi Anna - Hemodialysis Nursing Coordinator in Nottola, tel. +39 0578 713266 <a href="mailto:anna.garosi@uslsudest.toscana.it">anna.garosi@uslsudest.toscana.it</a>
Other healthcare facilities	San Cristofano Medical Center, Via P. Calamandrei 49, Montepulciano (SI) Tel +39 0578 336400

